

Discovery 3 Body Off

Start off inside by removing the gearknob, lift and remove ATCM/switchpack. Undo 2 bolts at the front of the gearlever



Push grommet through the floor, gearlever will rest on top of the box



Remove mudflaps and front arch trims, for both sides



Remove front bumper



Remove both front wheel arch liners. For 05 + 06MY's, disconnect 3 mutliplugs in N/S/F wheelarch. Undo Earth terminal



For 07MY>on, the wiring is up behind the passenger side headlight. This needs unplugged, and pulled down through the body





Unplug brake wear sensor and wheel speed sensor. Undo brake pipe union, and unclip air pipes from body



Unbolt FBH pipe from chassis, unplug all electrical connectors from washer bottle, and remove 2 pipes from washer pump. Note which way each pipe comes off



In the O/S/F wheelarch, unplug 2 connectors, unplug wheelspeed sensor, and undo brake pipe



07MY onwards, the connector is behind the drivers side headlight, This needs pulled down the side of the radiator and out the front of the car:




Also, remove earth strap from the body



Remove rear mudflaps, and rear bumper
 Remove towing electrics if fitted, and remove from body

In the N/S/R wheelarch, unplug 2 big multiplugs. Also undo brake pipe



In the O/S/R wheelarch, unbolt the fuel filler pipes from the body. The cap has to come off the end

of the pipe to allow the pipe to come through the rubber grommet. I then removed the cap from the car to cover the end of the pipe to stop any crap getting in the tank.
 No pictures of it bolted to the body, as you cant see very much, but here it is with the body already off



Glow plug wiring stays with the body




Remove O/S plastic trays, and unbolt steering column shaft. Also, disconnect vacuum pipes. Unbolt coolant pipes held onto bulkhead, and remove from heater matrix.



Remove Battery, and N/S plastic trays. Disconnect transfer case ECU wiring, and engine module wiring. Also Autobox loom, if fitted







Remove Coolant bottle and clamp pipe, remove fuel pipe from FBH, remove coolant hoses from FBH, undo A/C pipes, next to the battery tray. Unplug connector from A/C pipe, pull wiring for washer bottle up through the body



Unplug air temp sensor




Remove EPB emergency release cable from body. On 2007>on models, there is also an earth strap from the transfer box to the body

05 + 06MY's



07MY>onwards



Undo 10 body mount bolts, lower back to ground, re-position ramp, and Lift body

